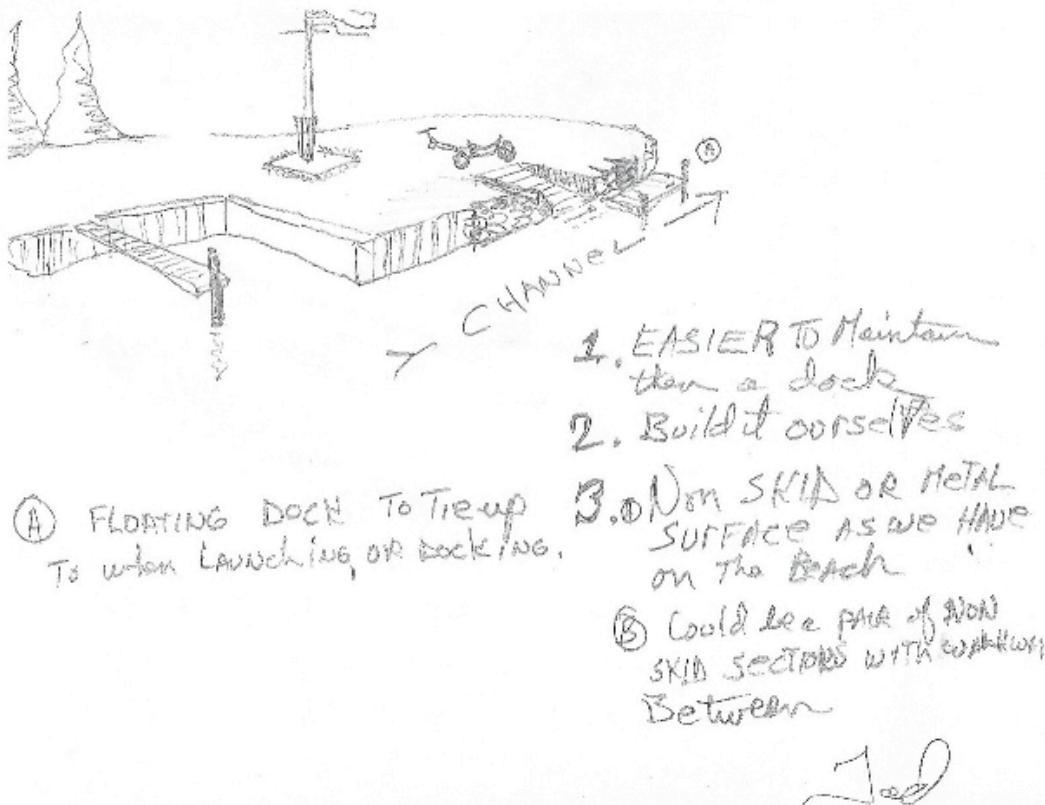


Several Ideas from the former Long-range Plan Committee.

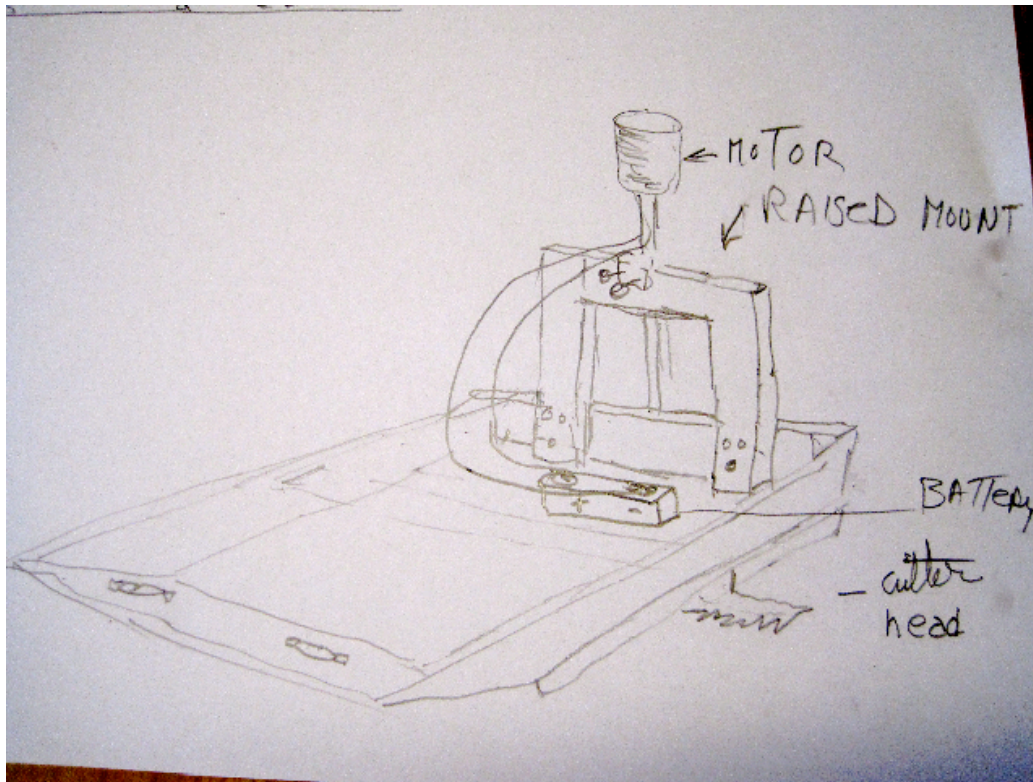


A floating dock so you could get board boat access to the channel from the point at the club. About 6K in cost of dock. It works like a boat lift and would be used to land Lasers and boardboats and then put them on to a dolly.




A less expensive option than commercial plastic floating dock above that could utilize steel ramps like on the beach at the club to access the channel. There are several places this could be dug out of the


rip rap and steel planks installed.



How I rigged the weed cutter to work off the beach, running parallel to the shore. I pulled it from the front using my feet to scan the bottom for rocks as I backed up. It was a ten-foot john boat, and I recommend a 12 to 14 footer. The raised mount was c-clamped to the stern to raise the motor to allow it to cut in shallower water, down to a foot and a half.



A second fellow towing with a plastic tub could fork the cut weeds into it and another fellow exchange it for a second tub after emptying it on shore.



Another option for channel access from the club for dolly carried board boats.